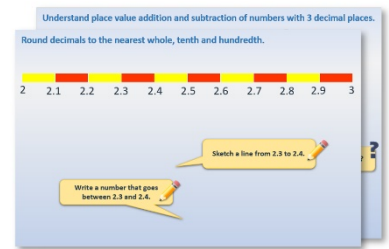


Year 2: Week 5, Day 3


Add 2-digit numbers

Each day covers one maths topic. It should take you about 1 hour or just a little more.

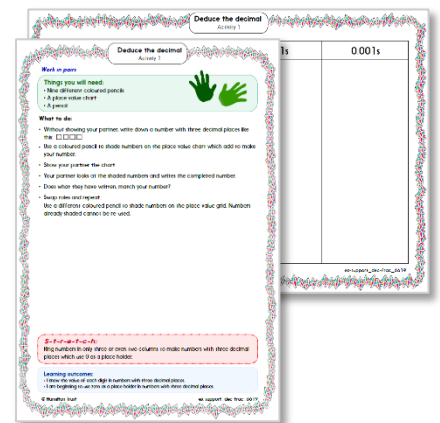
1. Start by reading through the **Learning Reminders**. They come from our *PowerPoint* slides.



2. Tackle the questions on the **Practice Sheet**. There might be a choice of either **Mild** (easier) or **Hot** (harder)! Check the answers.



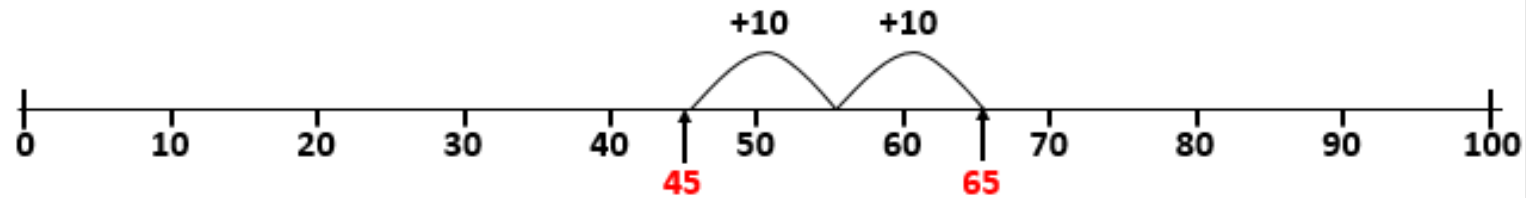
3. Finding it tricky? That's OK... have a go with a grown-up at **A Bit Stuck?**



4. Think you've cracked it? Whizzed through the Practice Sheets? Have a go at the **Investigation...**

Learning Reminders

Add 2-digit numbers by adding multiples of 10 then ones.



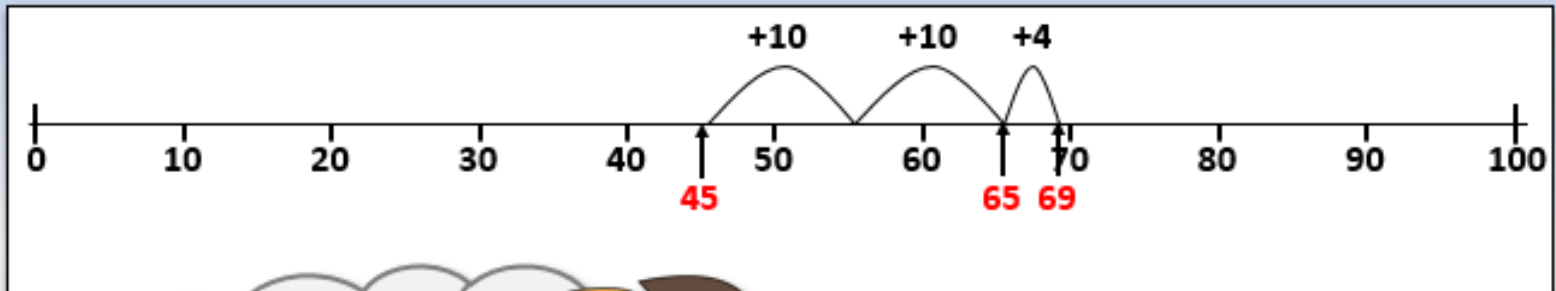
What is 45 add 20?
Do we need to
count on in ones?

We can mark 45 on the
number line and make
2 jumps of 10...

$$45 + 20 = ?$$

Learning Reminders

Add 2-digit numbers by adding multiples of 10 then ones.



How could we work out **45 add 24**?



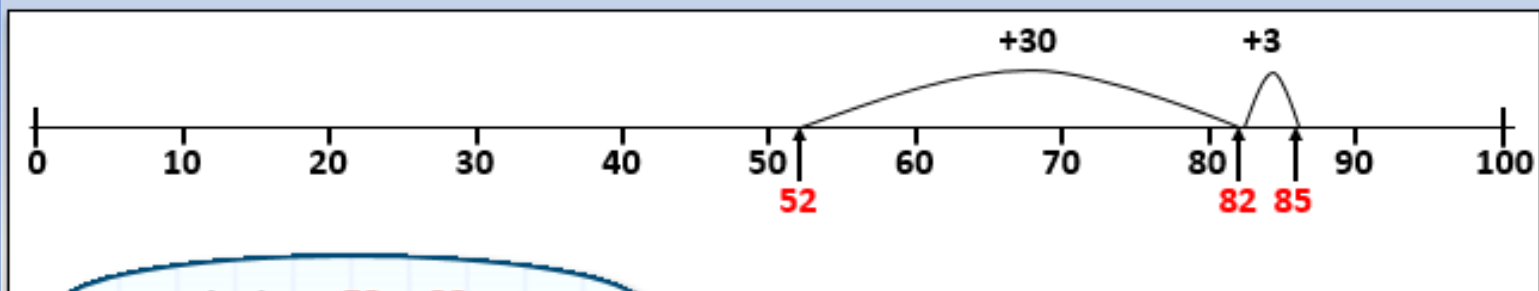
We can add the 20 as before...

... then do $65 + 4$. What **number fact** can help?

We know **5 add 4 is 9**, so **65 add 4 is 69**. So, we don't need to count on in ones!

Learning Reminders

Add 2-digit numbers by adding multiples of 10 then ones.



Let's try $52 + 33$...

We can count on **30** from **52** in our heads (3 lots of 10) and record it as one big jump...

... mark **82** and then a hop of **3** to **85**.

Practice Sheet Mild

Addition practice

Work out the answers to these calculations using the landmarked line. Show your jottings.

$35 + 22$

$35 + 32$

$53 + 35$

$53 + 45$

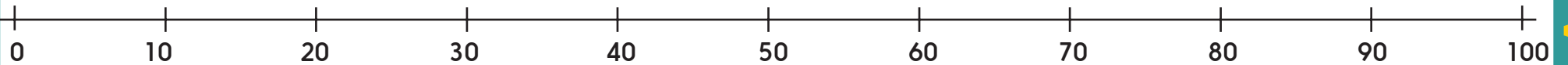
$46 + 33$

$71 + 27$

$44 + 25$

$63 + 36$

$76 + 25$



Practice Sheet Hot

Addition practice

Work out which missing number goes where. Use a landmarked line to check your answers.

Missing numbers: 44, 35, 42, 23, 25, 33, 32, 34

$45 + \square = 77$

$45 + \square = 87$

$53 + \square = 78$

$53 + \square = 88$

$66 + \square = 89$

$66 + \square = 99$

$32 + \square = 66$

$32 + \square = 76$

Challenge

Create 4 of your own missing number calculations where the missing number is the same each time.

Practice Sheet Answers

Addition practice (Mild)

$$35 + 22 = 57$$

$$35 + 32 = 67$$

$$53 + 35 = 88$$

$$53 + 45 = 98$$

$$46 + 33 = 79$$

$$71 + 27 = 98$$

$$44 + 25 = 69$$

$$63 + 36 = 99$$

$$76 + 25 = 101$$

Addition practice (Hot)

$$45 + 32 = 77$$

$$45 + 42 = 87$$

$$53 + 25 = 78$$

$$53 + 35 = 88$$

$$66 + 23 = 89$$

$$66 + 33 = 99$$

$$32 + 34 = 66$$


$$32 + 44 = 76$$

A Bit Stuck? Secret Spider

Work in pairs

Things you will need:

- A spider
- A 1-100 grid
- Addition cards
- A pencil



What to do:

- Spread the cards out on the table.
- Choose a card without pointing to it. Don't tell your partner which card you chose.
- Use Spider to show the secret addition on the grid.
- Can your partner guess which card you chose? If so, you both win 10 points.
- Write the addition Spider worked out, including the answer.
- Swap roles and repeat. See if you can score at least 50 points.

$35 + 20 = 55$
$72 + 20 =$

S-t-r-e-t-c-h:

Choose an addition and work out the answer without using Spider on the grid.

Learning outcomes:



- I can add 20 and 30 using a 1-100 grid.
- I am beginning to add 20 and 30 without a 1-100 grid.



A Bit Stuck?
Secret Spider

1	2	3	4	5	6	7	8	9	10
11	12	13	14	15	16	17	18	19	20
21	22	23	24	25	26	27	28	29	30
31	32	33	34	35	36	37	38	39	40
41	42	43	44	45	46	47	48	49	50
51	52	53	54	55	56	57	58	59	60
61	62	63	64	65	66	67	68	69	70
71	72	73	74	75	76	77	78	79	80
81	82	83	84	85	86	87	88	89	90
91	92	93	94	95	96	97	98	99	100

A Bit Stuck? Secret Spider



**A Bit Stuck?
Secret Spider**

 $35 + 20$

$41 + 30$

$54 + 30$ 

$27 + 20$

$49 + 20$

$63 + 30$

$61 + 30$

$30 + 20$

$68 + 20$

 $46 + 30$

$74 + 20$

$54 + 20$ 

Investigation

Lines of numbers

Create a line of numbers. Here's how:

1. Start with 1 then 2. Now add these two numbers to get the next number in your line.

	1	2	3	5

2. Now add the last number to the number before it to get the next number.

3. Add the last number to the number before it to get the next number.

4. Keep going like this until your answer is over 100.

5. Draw a circle around the even numbers. Discuss what you notice.

6. Start again. Make a new line of numbers in the same way but this time, start with 1 and 3.

	1	3	4	7

7. Keep going until your answer is over 100.

8. Draw a circle round the even numbers. Discuss what you notice.

9. Create at least 5 lines of numbers. Try starting with 1 and 4. Try starting with two even numbers, for example 2 and 4. What happens if you start with 2 and 3?

10. When you have at least five lines, write what you notice about the patterns of even and odd numbers in your lines.

Challenge

Create a new line of numbers starting with 1 and 11. Look at the pattern in the ones digits and compare it with the first line you created.